

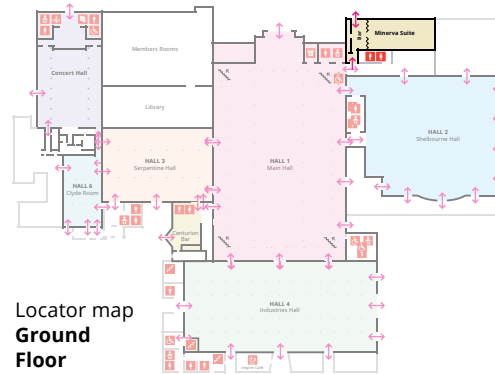
Minerva Suite

Ground Floor

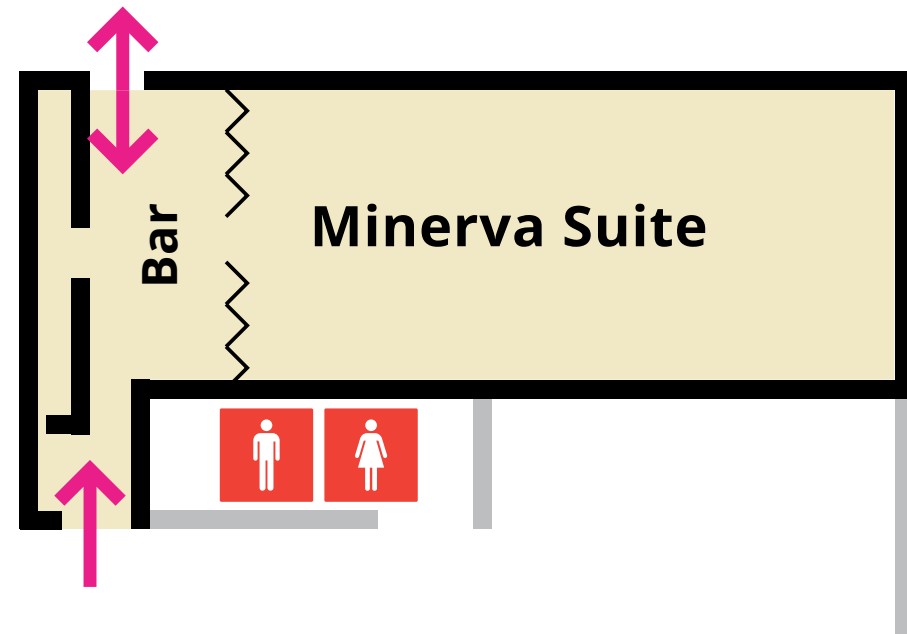
MINERVA SUITE TECHNICAL DETAILS	
Gross Area	145.3 Sq m
Width	8.3 m
Length	17.3 m
Height Max	5.23 m
Height Min	n/a
Floor Loading	n/a
Electrical Power	13 Amp Single Phase
Floor Level	Ground
Wi-Fi	Available

CAPACITIES	
Reception	190
Theatre	130
Banquet	100
Classroom	66
Exam	69
Boardroom	80
Cabaret	64


IMPORTANT: The size and location of items such as a staging AV, lighting, bar, buffet tables etc. impact the capacities listed. The figures here are indicative of the maximum capacity in a space. The capacity for your event will depend on your layout and may be less than the figures stated.



Locator map
Ground Floor



T: +353 (0)1 668 0866 | sales@rds.ie | www.rds.ie



Minerva Suite

First Floor – Details

